

NorCal Voyagers Newsletter

February 2006



NCVC Newsletter

You have something you want to see in the NorCal Voyagers Newsletter??? Send it along to news@norcalvoyagers.org and we'll get it in the next issue. You can also send articles to any board member in the club and they will get it to the editor.

We're especially interested in doing personal stories about our members. You don't have to go into a lot of detail, but knowing a bit about our members goes a long way towards a more enjoyable friendship. Get those pictures, campfire stories, and humorous biking experiences out and send them off to the editor for the next newsletter!

Useful Internet Links

Here are some web pages that may be useful to our club members:

Northern California Voyagers Club

<http://www.norcalvoyagers.org>

American Voyager Association (AVA)

<http://www.csonline.net/cybersite/american.htm>

American Motorcycle Association (AMA)

<http://www.ama-cycle.org/>

This Month...

EVENT (NONE SCHEDULED)

None Scheduled

CLUB MEETING (NONE SCHEDULED)



Next Month...

EVENT (NONE SCHEDULED)

None Scheduled

CLUB MEETING (NONE SCHEDULED)

Quarterly Meeting (March 25)
Diamond Springs Hotel, Diamond Springs Ca.

{See the Web Site for details}

NorCal Voyagers Newsletter is developed for the membership of the Northern California Voyagers Club and is freely distributed as a benefit of membership.

The **NorCal Voyagers Newsletter** is not a policy or formal arm of the Northern California Voyagers Club, but rather an informational source for it's' members.

Some or all of the opinions expressed in this publication may not be those of the Northern California Voyagers Club, its' officers, sponsors, advertisers, or the newsletter staff.

The **NorCal Voyagers Newsletter** reserves the right to edit or correct any mistakes within information submitted for publication. The **NorCal Voyagers Newsletter** is not responsible for the accuracy of content printed within these pages.

Any questions concerning content or information contained in the **NorCal Voyagers Newsletter** can be submitted to news@norcalvoyagers.org for review.

NorCal Voyagers Newsletter

February 2006

Club Info and Activities

PRESIDENT'S MESSAGE

By Ray Walls, NCVC President

Hello NCVC Members & Good Friends. My God here it is February already, seems like we just celebrated Christmas last week. Jim has made some major improvements on our web site. I won't go into them, since he has the needed information for accessing it and it's in this news letter.

Don Brubaker is burning the midnight oil trying to get our '06 event schedule out by March. Also March 25 is the dead line for renewing your member ships in this great Organization. Anyone wishing to set up a camp out or a ride this year; please contact Don or if you have a favorite place you would like to go too, just give Don the dates you would like to go and the directions plus any other information that will help him in his endeavors.


We have a few Tee shirts left. Some of the sizes we are out of in the short sleeve & the long sleeve both. And than we have a few of the polo shirts left. We do not have any medium sizes in tee or polo. We do have a couple of the large sizes in Black & maybe blue too. I need to sort out all the shirts to make sure my inventory is correct. I will have this corrected by the 1st of March; when I get it corrected I will E-mail a copy to those of you that have internet access. For the rest of you I will have Jim insert it in the March news letter. Anyone that wants a shirt or shirts and if we are out of what you want; contact me and after we get a few orders I will have more made up. We have several tee shirts 2x's in blue & black mostly short sleeve, some with pockets and some without. These are on

sale now for \$11.00 each. I will sell them for \$8.00 ea; we need to get rid of them.

We have sold somewhere around 10 sets of brake lines so far. We have an ad in the Voyagers Voice coming out in the next issue. I Think business will pick up quite a bit with the ad. The profits we make from selling these, is going to pay for our 06 Christmas party. Don is working on that also; this year it will be held up north and in a restaurant.

I think that's about it for this month; everyone ride safe & stay dry.

Love U all; Uncle Ray



A NEW FORUM

By Jim Tinlin, NCVC Webmaster/Editor

As a result of a recommendation by a club member, I created a NorCal Voyagers member discussion forum. There is a service called "VoyForums" that hosts discussion boards on the internet for free (many of you already use the AVA and 1300 forums right now), so I used it for our forum.

What is this forum you ask? Well, it's an internet site that allows running discussions on various topics. You are welcome to create your own or reply to an existing one.

NorCal Voyagers Newsletter

February 2006

Right now it is an 'open' forum, which means anyone can enter the conversation/reply/query. What's nice about this forum is that you can visit as often as you like...catch up on the discussion, and add to it as you feel like it.

How do I get to this forum??? Just use this link in your browser and start reading:

<http://www.voy.com/201533/>

The forum will be presented to you with the newest message thread (grouping of discussions) first. Hopefully, when you get there you'll see the topics in 'blue' print, which means you haven't read them yet. Once you read them (I prefer to select a message to read it and then use my "Back" button to return to the forum for the next message) the color of the print turns to 'red' and you now know which one's you've read and which one's you haven't. If your browser doesn't do this, try hitting the 'Refresh' button periodically and it should re-draw the screen with the new colors.

This is a free service and I hope you enjoy it...we already have a bunch of conversations going on and it seems a great way for our membership to "get together" and shoot the breeze on the internet.

Enjoy!



CLUB MEETINGS

By Don Brubaker, NCVC Activities Director


We are now having quarterly meetings instead of a monthly meeting. The meeting places will alternate between the northern Sacramento area down to the Fresno area. If ya got a place in one of these areas that you would like to have one of our meetings in, give me a hoot. Otherwise you're gonna eat what I like to eat.

Our next meeting (Saturday March 25) will be held at the Diamond Springs Hotel / Restaurant. Diamond Springs is between the town of El Dorado and Placerville on Hwy 49. (Main St. and Hwy 49 are one and the same).

Those of you coming up Hwy 99 and want to take a few back roads to avoid downtown Sacramento should:

- Turn right (northeast) onto Grant Line Rd. which is just south of Elk Grove to Sunrise Blvd.
- Turn left (north) and Sunrise will take you to Hwy 50.
- Turn right (east) on 50 and go to Hwy 49 in Placerville.
- Turn right on 49 (south) and it will take you to the Diamond Springs

Diamond Springs Hotel
545 Main Street
(916) 296-9109
Diamond Springs, Ca.
Ph.# (530) 621-1730



NorCal Voyagers Newsletter

February 2006

THE BIG MELTDOWN

By Roger Allen, NCVV Member

Turn the key,.... no lights, no start,... no nothing. The first time this happened was a surprise, and a bit confusing. I thought the side stand was still down,... or the bike in gear,.... or something,.. very confusing.


Kick the side stand up and down a few times, hit the kill switch a few times,.... make sure the bike is in neutral,.... turn the key,... ah yes! green neutral light, red oil light, and yellow side stand down light. We have current flow, ready for ignition,.... and we're on our way.

Always far back in your mind your thinking,... when is it going to happen,.. that flipping the kill switch,... kicking the side stand up and down, rocking her back and forth in gear,.. and putting her in neutral is not going to help ?? she just sits there, no elec current when the key is turned. Will it be dark,... out in the middle of nowhere,... raining,... just where will this little problem finally be a no current,... no go situation.

I have a 97¹ Red Orange & Pearlescent White Valkyrie touring model with fiberglass saddlebags. Prior to this I had 97¹ Valk, same color, and was the first one from the dealership. I had installed the custom leather Valkyrie bags from Honda. I had always told my son that he could have this bike if they came out with a new improved model, (maybe a flat 8 cyl ?), it didn't look like this was going to happen so I bought another Valk, same R/W color, with the hard bags, and gave the first Valk to my son. This tour model had only 1,900 miles when I bought it, it now has 68,000 miles. The first Valk had 46,000 miles when I gave it to my son.

Both Valks had this same problem sometimes. Turn the key, no elec current flow,... no lights,... no nothing,... no start. It was a very intermittent problem, might be many months before it happened again.

I have read with some interest that some of the GSV members have had this same sort of situation. Some have replaced the kill switch, I too thought this may be the culprit, let me tell you of my experience, it may be of some help. It is Jan,... it is raining,.... the fence blew down,... not much opportunity to ride. So,... while fixing the fence between rainstorms,... let me tell you of my experience.



THE REST OF THE STORY

There were a few times around here in the Bay Area that I can remember, up at Alice's on hwy 35, over on Mt. Diablo, and even at the Junction Cafe behind Mt. Hamilton on hwy 130. Kick the side stand a few times, hit the kill switch a few times, and then she has elec and starts.

Fred Rau of Motorcycle Consumer News had organized a ride out of their magazine headquarters a few years ago. The ride was up Ortega canyon hwy 74, thru Joshua Tree Nat'l Park, over to Amboy for lunch, and then on to Laughlin, then the next day up thru Oatman to Kingman for lunch, and back to Laughlin.

Well,.... at a rest stop before entering Joshua Tree NP, turn the key to leave and no electricity,.... everyone is off down the road, about 65 bikes were on this ride.

NorCal Voyagers Newsletter

February 2006

Finally after some hard side stand operation, we have ignition, were off again,... now do I leave the bike running while in the park?? No,... just turn her off and hope she starts,... no problem the rest of the trip.

The following summer in Utah at the south end of Cache Valley in a little town called Paradise, the wife & I were stopped at the cemetery, checking out some long gone relatives, no electricity. Well finally after some more hard side stand maneuvers and lots of kill switch action. we finally have ignition. This pretty well convinces me that the side stand switch is the problem. later after getting back to Calif. I install a new side stand switch. It was quite a bit of work to remove and replace thru all the wiring in front of the battery.

This seems to have solved the problem.... no trouble for over a year.

Well this was not to be the solution, but it did have an effect that lasted for quite some time.

I belong to several Motorcycle Clubs, (don't we all), My friend Jim signed me up to the Kawasaki group because he has a Voyager and wanted me to go with them for some rides. Have been to Lewiston Idaho and a few other places with them,.. Big Fun. This last summer July 05, American Voyager Association (AVA) was having a rally in Durango Colorado. I've been there on the bike several times, very scenic roads and the Durango to Silverton narrow gauge Railroad is a must to ride, takes all day but very well worth it. My friend not being in the best of health was worried about the pace of the group,... so I said we could go together,... leave early,... and take our time getting there and back, the pace would

work for him. We take the scenic route thru Tonopah Nevada, St. George & Mexican Hat Ut, Four Corners, Cortez, Telluride, Ouray, and Durango Colorado. On our way back we head east over Monarch Pass and then Independence Pass thru Aspen, Grand Junction, and into Moab Utah, stop in Ely NV for Ghost Train ride, and then on home to California.

Last summer there was a record heat wave thru Southern Nevada, Utah and Arizona. Temps reached over 100¹ F for days on end, and some places 115¹ to 120¹ F. We were there,... it was **HOT**.

From Hanksville to Mexican Hat Utah is about 145 miles,... the only service in between is a small boat marina some 50 miles from Hanksville and some distance off the hwy with one gas pump. This is Hite Marina on one arm of Lake Powell on the Colorado River. It's best to keep as much gas as possible in the tank around here. We stop to top off the tanks,... when I try to leave,... nothing no electricity, no start. Lots of side stand action, hit the kill switch,... nothing. She's not going to go anywhere,... now the air temp may have had something to do with it,... it was 116¹ F on Sat about 3:00 PM. There was a little convenience store by the gas pump where you pay. They had a giant Air Conditioner on the roof which blew straight down in the middle of the store with a couple of plastic chairs right underneath, very cool in this spot. Jim sat here trying to cool off with a cool drink. I decided now was the time to fix the bike, no way out. The fellow running the pump kept reminding us he was going to close at 5:00 PM. Jim said call the Honda tow,... I reminded him it was late sat, and most shops were closed sun, and even monday, and we were several hundred miles in either direction from a shop. Just a

NorCal Voyagers Newsletter

February 2006

little patch of cement with dirt and big rocks all around, not too good for sleeping,... so better spend time fixing rather than call help which would be a long time arriving, if at all.

I remove the Rt side cover and with the ohm meter check all the wires there,... yes all the fuses are good. wires look ok,... maybe it's in the key switch,... or even that kill switch, I start to disassemble the kill switch,... my mind goes back to the first time I removed the rear sprocket on my 10 speed bike. Little ball bearings fell out all over the kitchen floor,... many rolled under the fridge with the dust bunnies, never did find them all. I'm thinking lots of dirt to lose springs & things. what's this,... I see some meltdown on what turns out to be the start relay wires, there are 4 or them, and the left rear female connector is melted,... the wire is almost burned thru at this point. I think I've found the problem. I am considering on cutting the wires,... then I think the main thing is to get current flow, and fix later with a new connector. A few wiggles and yes current, and ignition.


As the little convenience store is being locked up, we head down the road to Mexican Hat. I leave the wires loose so I can wiggle for more current when needed. We arrive in Mexican Hat just in time to get the last rooms available. It had taken 2 hrs. to locate the problem.

Jim had said we had broken down in the worst possible place,...so far from any help. I reminded him maybe it was the best possible place. If it had been on the side of the road when taking some photos, he would not have had the cool place to be while I fixed the bike. In fact he may not have been able to survive,... he was pretty far gone with the heat when we reached Hite Marina.

We spend some time at 4 corners, then pass thru Cortez, and on up to telluride for lunch, over to Ridgway, down to Ouray and on past Silverton and into Durango. Along the way I have to wiggle the wires a few times to get her started. The next day a visit to the Honda dealer in Durango, (Handlebar Cycles), Mike puts some new connectors on the wires to the relay, (30 min repair),... and were back on the road. Mike has worked as a mechanic at Handlebar for about 25 years, says he's seen this problem before, (not only on Valks but also on Gold Wings),... mine was the most melted he's experienced. He thinks that when the wiring harness was factory made, they didn't crimp the connectors tight enough, and over time resistance builds up with the corresponding heat build up and then,... no current flow. I think that when I changed the side stand relay switch I had jostled the relay wires enough to give them more contact which seemed to solve the problem for awhile. Also by big up/down movement of the side stand it may have jolted the wires a bit to let contact take place thus temp fix over the years to get me on my way.

Need to get over to the sons in Roseville to check start relay connectors, he hasn't rode much lately after it had no elec a few times.

Ride Safe, Roger Allen



NorCal Voyagers Newsletter

February 2006



February 2006

Sun	Mon	Tue	Wed	Thu	Fri	Sat
			1	2	3	4
5	6	7	8	9	10	11
12	13	14	15	16	17	18
19	20 Washington's Birthday Holiday	21	22	23	24	25
26	27	28				

2006 Events Calendar

JAN – VACANT	FEB – VACANT	MAR – Club Meeting (3/25) – Diamond Springs
APR – VACANT	MAY – VACANT	JUN – Club Meeting
JUL – AVA Rally at St. Ignace, Michigan	AUG – VACANT	SEP – Club Meeting
OCT – VACANT	NOV – VACANT	DEC – Christmas Party

NorCal Voyagers Newsletter

February 2006

The Last Page

And finally...

Thanks for reading the NorCal Voyagers Newsletter. We appreciate the input from the club membership and hope you enjoy this newsletter. If you have any comments, additions, corrections, articles, submissions, please send them along to: editor@norcalvoyagers.org



NORCAL VOYAGERS BOARD OF DIRECTORS

President	Ray Walls
Vice-President	Bill Owens
Secretary	Bob Joyner
Treasurer	Wayne Bright
Activities Director	Don Brubaker
Referee	VACANT

If you have any questions about the club or would like to send some comments to the Board of Directors, please use the following e-mail addresses:

president@norcalvoyagers.org
vicepresident@norcalvoyagers.org
secretary@norcalvoyagers.org
treasurer@norcalvoyagers.org
tours@norcalvoyagers.org

Please use this Application Form to join the club

Name 1 _____ E-Mail Address _____ Birthday _____

Name 2 _____ E-Mail Address _____ Birthday _____

Address _____ Phone Number _____ Anniversary _____

State _____ Zip Code _____

Number joining the Club (check one): 1 2

Mail Application and Payment (\$10 for 1 member / \$15 for 2 members) to:
Wayne Bright / 2149 Gibson Avenue (Louis, Ca. / 93611-0698